

FluidFlex

Pressurized Dispensing System

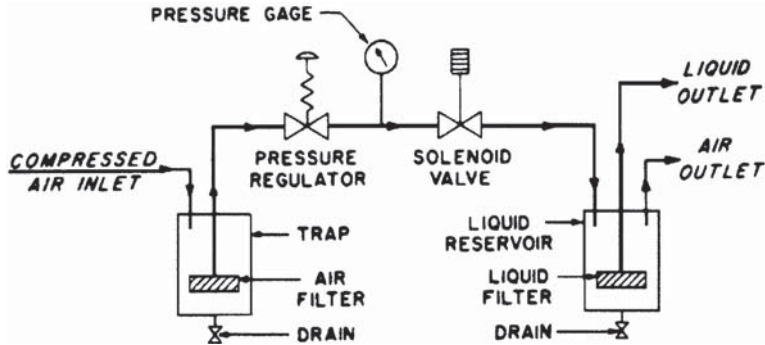
General

The FluidFlex unit is a self-contained assembly including a built-in air filter, water trap, air regulator, pressure gauge, solenoid valve, conduit box, pressurized coolant reservoir and liquid filter. Pressurized unit dispenses a wide variety of fluids, eg: water to heavy viscous lubricants. For additional application information, refer to *Brochure #215 - FluidFlex Pressurized Dispensing System*.

Technical Data

Maximum Inlet Air Pressure	125 psi
Normal Operating Pressure	15-40 psi (50 lb relief valve provided with five gallon unit)

Flow Diagram



Startup Instructions

Fill liquid reservoir to, but never above, indication line. Energize solenoid, then check for desired air pressure. Adjust pressure regulator to desired pressure.

Maintenance

Check liquid level daily and refill reservoir when required. Filters should be checked periodically and cleaned or replaced if necessary. Accumulated water and dirt in air reservoir should be drained when necessary.

Coolant

Use water base coolant – either synthetic or emulsion – as recommended by the machine manufacturer (generally in mixes of one part coolant to 50-100 parts water). Mineral or vegetable based oils may be used. Warning: Never open filler cap when unit is in operation.

Troubleshooting

Sputtering of Jets	Check for clogged tip or worn insert at inlet end of tip.
Chattering of Unit When Turned On	Check electrical supply line for low voltage.
No Delivery of Air or Coolant	Check for burned out solenoid or loose wire connection.
Inability to Regulate Air Pressure	Check pressure regulator and pressure gauge for proper operation. Replace if necessary.



Refer to the following documents:

- + Datasheet #24995: Jets, Tips & Holders
- + Datasheet #24996: Dual Hoses & Dual Tee Blocks
- + Brochure #215: Fluidflex System

BIJUR DELIMON INTERNATIONAL

(919) 465 4448 LOCAL
 (800) 631 0168 TOLL-FREE
 (919) 465 0516 FAX

WWW.BIJURDELIMON.COM

2100 Gateway Centre Blvd., Suite 109
 Morrisville, NC 27560

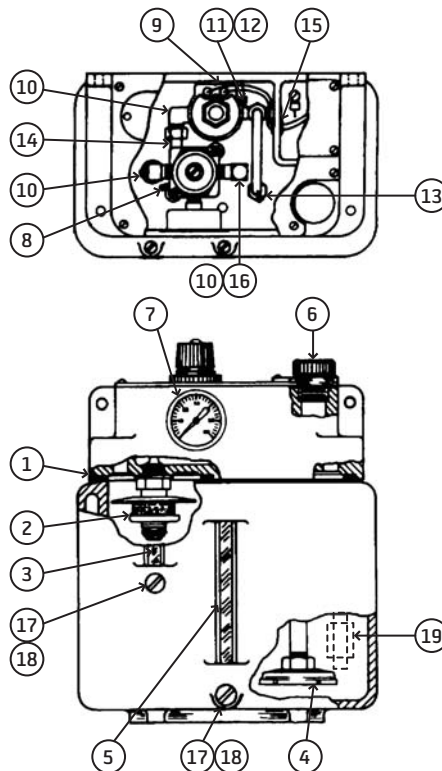
How to Order

Name	Reservoir Capacity	Type	Voltage Rating		Current Draw - Amperes		Part #	Part # (Low Level)
			60 Hz	50 Hz	In Rush 50/60 Hz	Holding 50/60 Hz		
FluidFlex	1 gallon	UBA	120 VAC	110	0.20	0.10	D153	D166
		UBB	240 VAC	220	0.10	0.07	D154	---
		UBC	480 VAC	440	0.05	0.03	D155	---
		UB	24 VDC	---	0.33 (60 Hz only)	0.33 (60 Hz only)	D167	D166-2
	5 gallon	UCA	120 VAC	110	0.20	0.10	D156	D165
		UCB	240 VAC	220	0.10	0.07	D157	---
		UCC	480 VAC	440	0.05	0.03	D158	---
		UC	24 VDC	---	0.33 (60 Hz only)	0.33 (60 Hz only)	D168	D165-1

When ordering, specify by description, type, and part number, e.g. FluidFlex with 1 gallon reservoir, type UBA, Part #D153.

Service Parts

Item	Description	Part #
1	Reservoir gasket	B6275
2	Air filter group	S205
3	Air sight gauge group	S216
4	Liquid filter group	S181
5	Liquid sight gauge group (for UB)	S208
	Liquid sight gauge group (for UC)	S217
6	Filler plug assembly (for UB)	B6303
	Filler plug assembly (for UC)	B6937
7	Pressure gauge	B10114
8	Regulator	B9779
9	Solenoid coil (for 24 VDC)	B9960
	Solenoid coil (for 120 VAC)	C3245-1
	Solenoid coil (for 240 VAC)	C3245-2
	Solenoid coil (for 480 VAC)	C3245-3
	Solenoid coil (for 24 VAC)	C3245-5
10	Elbow adapter	B7743
11	Elbow connector	A2833
12	Straight adapter	B6086
13	Tubing assembly	B9781
14	Tubing assembly	B9778
15	Grommet	H0459
16	Elbow connector	B1936
17	Drain plug	B7305
18	Drain plug seal	H0403
19	Low level switch	HE1092



BIJUR DELIMON INTERNATIONAL

(919) 465 4448 LOCAL
 (800) 631 0168 TOLL-FREE
 (919) 465 0516 FAX

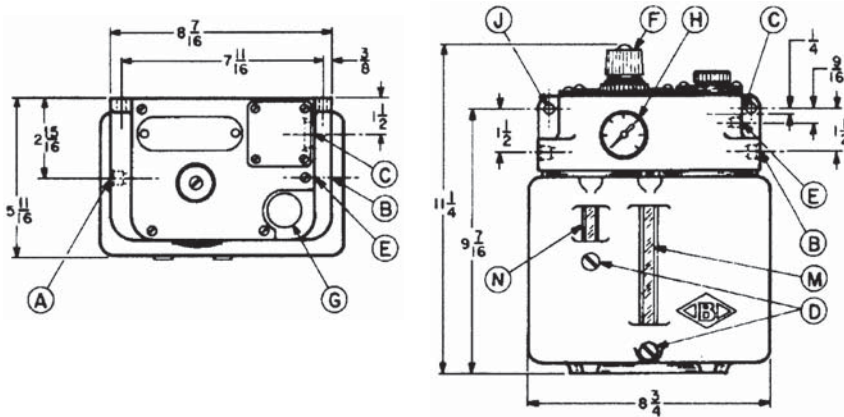
WWW.BIJURDELIMON.COM

2100 Gateway Centre Blvd., Suite 109
 Morrisville, NC 27560

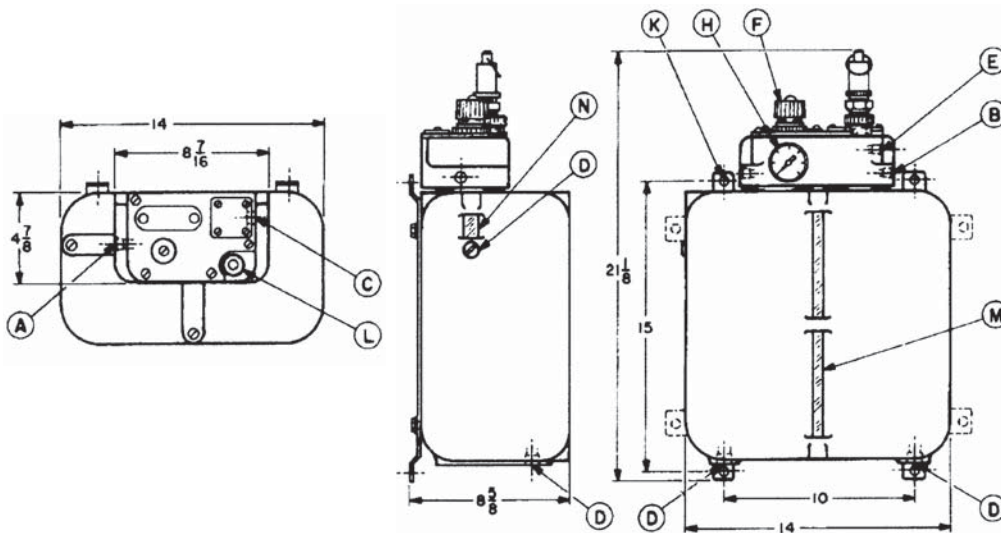
Dimensional Schematics

Type UB - 1 Gallon

Measurements shown in inches.



Type UC - 5 Gallon



Item	Description
A	Air Inlet (1/4" Pipe Thread)
B	Air Outlet (1/4" Pipe Thread)
C	Conduit Connection (1/2" Pipe Thread)
D	Drain
E	Liquid Outlet (1/8" Pipe Thread)
F	Pressure Regulator Adjustment
G	Filler Plug

Item	Description
H	Pressure Gauge
J	Two Mounting Holes for 1/4" Screws (UB)
K	Four Mounting Holes for 5/16" Screws (UC)
L	Filler Plug & Valve Assembly
M	Liquid Level Gauge
N	Trap Level Gauge

BIJUR DELIMON INTERNATIONAL

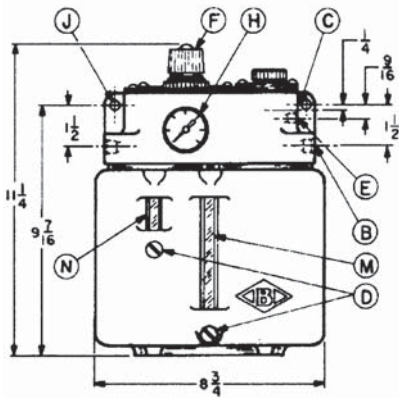
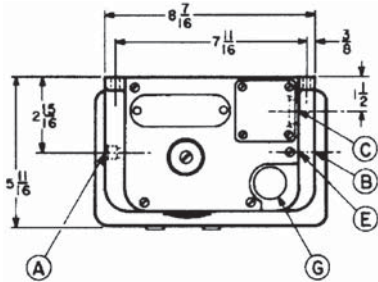
(919) 465 4448 LOCAL
 (800) 631 0168 TOLL-FREE
 (919) 465 0516 FAX

WWW.BIJURDELIMON.COM

2100 Gateway Centre Blvd., Suite 109
 Morrisville, NC 27560

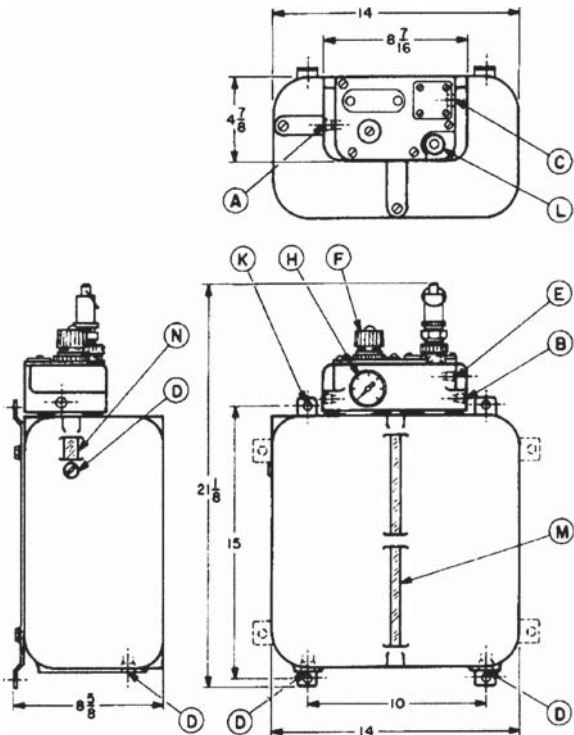
Dimensional Schematics

Type UB - One Gallon Capacity



Item	Description
A	Air inlet (1/4" pipe thread)
B	Air outlet (1/4" pipe thread)
C	Conduit connection (1/2" pipe thread)
D	Drain
E	Liquid outlet (1/8" pipe thread)
F	Pressure regulator adjustment
G	Filler plug
H	Pressure gauge
J	Two mounting holes for 1/4" screws (UB)
K	Four mounting holes for 5/16" screws (UC)
L	Filler plug & valve assembly
M	Liquid level gauge
N	Trap level gauge

Type UB - One Gallon Capacity



BIJUR DELIMON INTERNATIONAL

(919) 465 4448 LOCAL
(800) 631 0168 TOLL-FREE
(919) 465 0516 FAX

WWW.BIJURDELIMON.COM

2100 Gateway Centre Blvd., Suite 109
Morrisville, NC 27560

24421 • R7 05/12